

Direct Connection

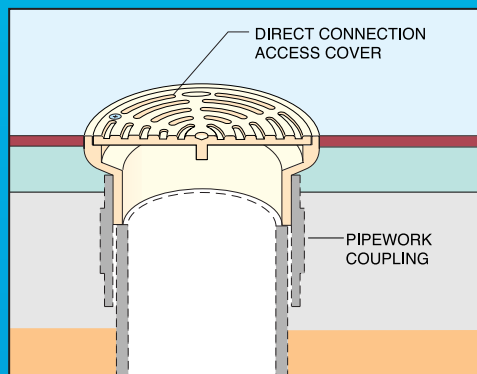
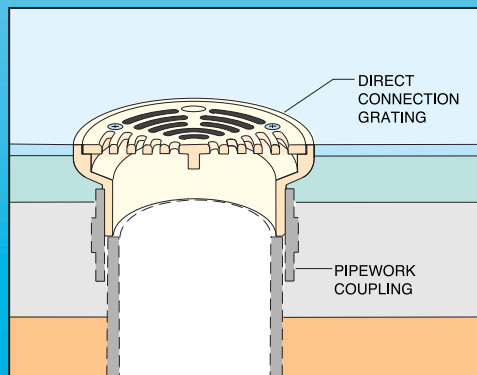
For applications where a gully body is not required, Wade offers a comprehensive range of high quality gratings and access covers which complement floor finishes.

Direct Connection versions look identical to Vari-Level versions when installed, but are machined to enable direct connection to pipework by means of proprietary couplings. Mostly, one version of grating or access cover is suitable for all pipework of the same size, but tolerances of castings and pipework are such that in some cases different versions of the same style and size of grating or access cover are required for different pipework - this is made clear by the Spec. Codes in the tables on the following pages.

This section of the catalogue comprises separate sub-sections for GRATINGS (6G) and ACCESS COVERS (6V) which are divided into separate pages for different materials as follows:

- 6G ci** **Cast iron** - for use in unfinished floors such as in plant rooms and car parks and also for restoration or refurbishment projects where there is a requirement to match period architecture.
- 6G nb** **Nickel bronze** - for use in pedestrian areas; versions are available to suit a variety of floor finishes including ceramic or vinyl tiles, marble, paviers, terrazzo, resin, carpet or wood; sheet floor covering and trowel applied composition flooring.
- 6G ss** **Stainless steel** - for use in high specification applications including food preparation, prison cells, showers and areas where high corrosion resistance is a requirement.

Typical Installation



Direct Connection

Direct Connection Gratings

Cast Iron - BS EN 1561

- sherardized, matt finish

For use in UNFINISHED floors such as service and parking areas and plant rooms; also for restoration or refurbishment projects where there is a requirement to match period architecture.

CONNECTIONS

To complete the connection a coupling is required, as illustrated on page 6.

Gratings with 4" throat can be connected to 100mm Supersleve clay pipe using adaptor T1103 shown in Section 10.

Gratings with 3" throat can be connected to 75mm DIN 19522 Ensign cast iron pipe using adaptor T1603 shown in Section 10.

For connection to other pipework systems, couplings are generally available from the pipework supplier.

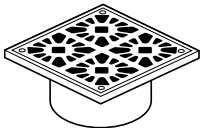
K2193 CI Standard circular grating



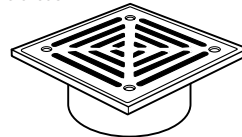
K2591 Light vehicular traffic areas



L2591 CI Decorative floral pattern



L2691 Light vehicular traffic areas



Spec. Code	Pipework System	Nom. Dia.	Overall Dia./Width mm	Overall Length mm	Overall Height mm	Throat Dia. inches	Free Area cm ²	Load Rating Class	kg
K2193 CI	C.I. + P*	100	155	•	54	4	58	K3	1.7
K2591	C.I. + P*	100	176	•	60	4	85	L15	1.8
L2591 CI	C.I. + P*	100	150	150	57	4	60	K3	2.3
L2691	C.I. + P*	100	150	150	57	4	55	L15	1.7

Gratings have a spigot length of 25mm min.

* C.I. + P means Cast Iron BS416/DIN 19522 and plastic.

OPTIONS

Suffix

- A** Asphalt membrane clamp (stainless steel) (for use in asphalt/composition finished floors - K2591 only)
- H** Fitted with allen screws for security applications
- T** With removable push-in bottle trap (50mm seal depth) (for use with gratings with 4" throat)

Note: Connecting pipe must be vertical for distance of at least 100mm below the grating.

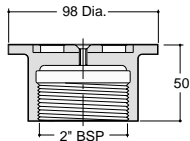
Direct Connection Gratings

Nickel Bronze - BS1400 - satin finish
Durable, superbly finished and particularly suited to areas with high volume of pedestrian traffic.

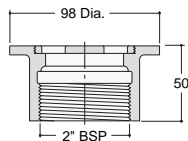
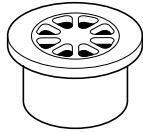
CONNECTIONS

To complete the connection a coupling is required, as illustrated on page 6.
Gratings with 4" throat can be connected to 100mm Supersleve clay pipe using adaptor T1103 shown in Section 10.
Gratings with 3" throat can be connected to 75mm DIN 19522 Ensign cast iron pipe using adaptor T1603 shown in Section 10.
For connection to other pipework systems, couplings are generally available from the pipework supplier.

K1941 With central securing screw




K2041 Self securing



K21 Series Standard circular grating



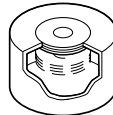
K22 Series Indirect waste connector



K2491 For use with trowel applied composition flooring. Please specify thickness of flooring



K3091 For security areas. Cover screws down to permit drainage



K3191 Reduces risk of blockages in channels. Removable dome protrudes 30mm



Spec. Code	Pipework System	Nom. Dia.	Overall Dia. mm	Overall Height mm	Throat Dia. inches	Free Area cm ²	Load Rating Class	kg
K1941	C.I. + P*	50	98	50	2" BSP Female	11	K3	0.9
K2041	C.I. + P*	50	98	50	2" BSP Female	11	K3	0.9
K2142	Plastic	75	135	55	3	40	K3	1.0
K2191	C.I. + P*	100	135	48	4	40	K3	1.0
K2192	Cast Iron BS416	75	135	55	3	40	K3	1.0
K2193	C.I. + P*	100	155	54	4	58	L15	1.5
K2291	C.I. + P*	100	176	72	4	73	L15	2.5
K2491	C.I. + P*	100	150	48	4	58	L15	1.9
K3091	C.I. + P*	100	114	75	4	28	L15	1.7
K3191	C.I. + P*	100	135	78 (inc. dome)	4	45	L15	1.0

Gratings have a spigot length of 25mm min.

* C.I. + P means Cast Iron BS416/DIN 19522 and plastic.

Versions for use with sheet floor covering are shown on page 6G nb 3.

OPTIONS

Suffix

- H** Fitted with allen screws for security applications
- P** Polished
- PB** Made of polished bronze (available for most versions)
- T** With removable push-in bottle trap (50mm seal depth).
For use with gratings with 4" throat.

Note: Connecting pipe must be vertical for distance of at least 100mm below the grating.

Direct Connection Gratings

Nickel Bronze - BS1400 - satin finish

CONNECTIONS

To complete the connection a coupling is required, as illustrated on page 6. Gratings can be connected to 100mm Supersleve clay pipe using adaptor T1103 shown in Section 10. For connection to other pipework systems, couplings are generally available from the pipework supplier.

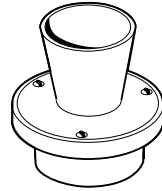
K2691 To take multiple indirect waste pipes; with peripheral grating




K2791 To take single indirect waste pipe; with peripheral grating



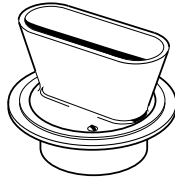
K3391 To take single indirect waste pipe; with peripheral cover and vermin guard



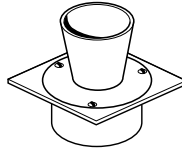
K3491 For use with sheet floor covering, such as vinyl; with peripheral cover and vermin guard



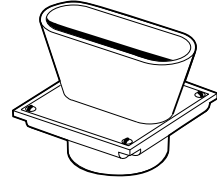
K3492



L2891 To take single indirect waste pipe; with peripheral cover and vermin guard



L2893 To take multiple indirect waste pipes; with peripheral cover and vermin guard



Spec. Code	Pipework		Overall Size at FFL mm	Overall Size above FFL mm	Depth below FFL mm	Throat Dia. Inches	Free Area cm ²	kg
	System	Nom.Dia.						
K2691	C.I. + P*	100	176 Dia.	224L x 85W x 99H	72	4	55	4.1
K2791	C.I. + P*	100	176 Dia.	108 Dia. x 96H	72	4	48	3.2
K3391	C.I. + P*	100	150 Dia.	101 Dia. x 101H	48	4	23	2.7
K3491	C.I. + P*	100	176 Dia.	101 Dia. x 101H	60	4	12	3.3
K3492	C.I. + P*	100	176 Dia.	224L x 85W x 99H	60	4	21	4.2
L2891	C.I. + P*	100	150 Sq	101 Dia. x 101H	48	4	12	3.4
L2893	C.I. + P*	100	150 Sq	225L x 85W x 96H	57	4	21	4.4

Gratings have a spigot length of 25mm min.

* C.I. + P means Cast Iron BS416/DIN 19522 and plastic.

For information on flow rates please contact our Technical Services Dept.

OPTIONS

Suffix

- P** Polished
- H** Fitted with allen screws for security applications
- PB** Made of polished bronze
- T** With removable push-in bottle trap (50mm seal depth).
Note: Connecting pipe must be vertical for distance of at least 100mm below the grating.

Direct Connection Gratings

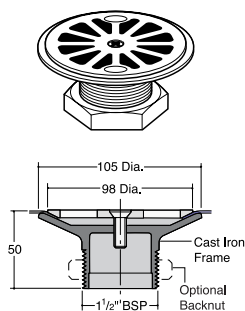
For use with Sheet Floor Covering

Nickel Bronze - BS1400 - satin finish
 Durable, superbly finished and particularly suited to areas with high volume of pedestrian traffic.
 (with sherardized cast iron frame)

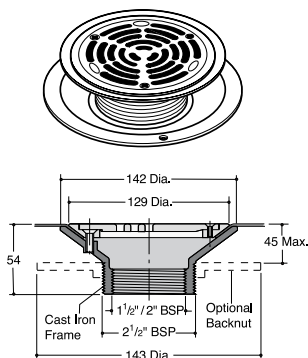
CONNECTIONS

To complete the connection a coupling is required, as illustrated on page 6.
 For connection to other pipework systems, couplings are generally available from the pipework supplier.

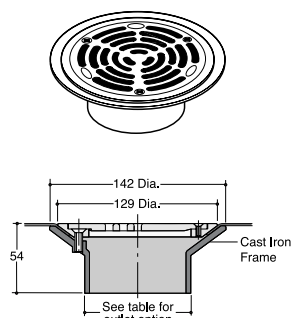
N1 Series For 40mm pipework



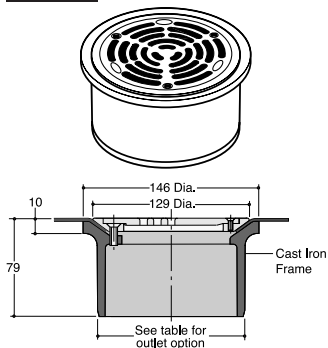
N2 Series For 40mm/50mm pipework



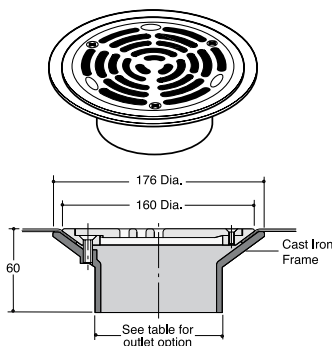
N3 Series For 75mm pipework



N4 Series For 100mm pipework



K23 Series For 100mm pipework



Spec. Code	Pipework System	Nom. Dia.	Throat Dia.	Free Area cm ²	Load Rating Class	kg
N111	Plastic	40	1 1/2" BSP	32	K3	0.6
N112**	Plastic	40	1 1/2" BSP	32	K3	0.7
N211	Plastic	40	1 1/2" BSP Female	32	L15	1.4
N213**	Plastic	40	1 1/2" BSP Female	32	L15	2.1
N215	Plastic	50	2" BSP Female	32	L15	1.2
N217**	Plastic	50	2" BSP Female	32	L15	1.9
N301	Cast Iron BS416	75	3"	32	L15	1.3
N303	Plastic	82	3"	32	L15	1.2
N305	Plastic DIN	75	3"	32	L15	1.3

Spec. Code	Pipework System	Nom. Dia.	Throat Dia.	Free Area cm ²	Load Rating Class	kg
N405	Cast Iron BS437	100	4"	32	L15	2.2
N410	Clay Supersleve	100	4"	32	L15	2.2
K2392	C.I. + P*	100	4"	48	L15	2.0

Gratings have a spigot length of 25mm min.

* C.I. + P means Cast Iron BS416/DIN 19522 and plastic.

** Versions with cast iron backnut for use in timber floors.

OPTIONS

Suffix

H Fitted with allen screw(s) for security applications

P Polished

PB Made of polished bronze (available for most versions)

T With removable push-in bottle trap (50mm seal depth).
 For use with K2392 only.

Note: Connecting pipe must be vertical for distance of at least 100mm below the grating.

Direct Connection Gratings

Nickel Bronze - BS1400 - satin finish
Durable, superbly finished and particularly suited to areas with high volume of pedestrian traffic.

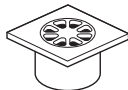
CONNECTIONS

To complete the connection a coupling is required, as illustrated on page 6.
Gratings with 4" throat can be connected to 100mm Supersleve clay pipe using adaptor T1103 shown in Section 10.
Gratings with 3" throat can be connected to 75mm DIN 19522 Ensign cast iron pipe using adaptor T1603 shown in Section 10.
For connection to other pipework systems, couplings are generally available from the pipework supplier.

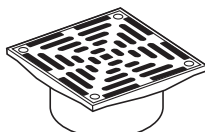
L1941 Securing screw – with 2" BSP female outlet



L2041 Self securing – with 2" BSP female outlet



L21 Series Standard square grating



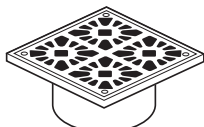
L22 Series Rectangular



L2391 Square framed grating



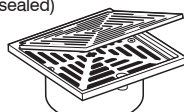
L2591 Decorative floral pattern



L3091 Hinged grating



L53/L54 Series Grating concealed by solid hinged cover. L5392/L5492 versions have no pattern on cover; L54 versions have sealed cover, (L53 unsealed)



Spec. Code	Pipework System	Nom. Dia.	Overall Width mm	Overall Length mm	Overall Height mm	Throat Dia. inches	Free Area cm ²	Load Rating Class	kg
L1941	C.I. + P*	50	100	100	50	2	11	K3	0.9
L2041	C.I. + P*	50	100	100	50	2	11	K3	0.9
L2141	Plastic	82	101	101	45	3	30	K3	0.9
L2191	Cast Iron BS416	75	101	101	45	3	30	K3	0.9
L2192	C.I. + P*	100	135	135	53	4	60	L15	1.7
L2193	C.I. + P*	100	150	150	57	4	82	L15	1.9
L2194	C.I. + P*	100	201	201	70	4	156	L15	3.9
L2241	Plastic	82	102	204	57	3	66	L15	1.8
L2291	Cast Iron BS416	75	102	204	57	3	66	L15	1.8
L2292	C.I. + P*	100	125	430	70	4	155	L15	5.6
L2391	C.I. + P*	100	150	150	48	4	40	L15	1.3
L2591	C.I. + P*	100	150	150	57	4	60	L15	2.1
L3091	C.I. + P*	100	161	161	60	4	92	L15	2.3
L5391	C.I. + P*	100	150	150	55	4	44	L15	2.6
L5392	C.I. + P*	100	150	150	55	4	44	L15	2.6
L5491	C.I. + P*	100	150	150	55	4	44	L15	2.6
L5492	C.I. + P*	100	150	150	55	4	44	L15	2.6

Gratings have a spigot length of 25mm min.

* C.I. + P means Cast Iron BS416/DIN 19522 and plastic.

OPTIONS

Suffix

- H** Fitted with allen screw(s) for security applications
- P** Polished
- PB** Made of polished bronze (available for most versions)
- T** With removable push-in bottle trap (50mm seal depth). For use with gratings with 4" throat.

Note: Connecting pipe must be vertical for distance of at least 100mm below the grating.

Versions for use with sheet floor covering are shown on page 6G nb 3.



Tel: +44(0)1787 475151

Fax: +44(0)1787 475579

E-mail: tech@wadedrainage.co.uk

Web: www.wadedrainage.co.uk

May 2006

Direct Connection Gratings

Nickel Bronze - BS1400 - satin finish

Durable, superbly finished gratings to provide drainage in a run of tile channel. Seven styles of grating are available to match the contour of ceramic tiles in general use.

CONNECTIONS

To complete the connection a coupling is required, as illustrated on page 6.

Gratings with 4" throat can be connected to 100mm Supersleve clay pipe using adaptor T1103 shown in Section 10.

Gratings with 3" throat can be connected to 75mm DIN 19522 Ensign cast iron pipe using adaptor T1603 shown in Section 10.

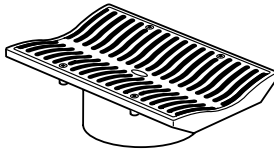
For connection to other pipework systems, couplings are generally available from the pipework supplier.

L2442/L2492

Johnson 4200



L2493 Gail 4420



L2444/L2494

Pilkington / Woolscroft 2302



L2496 Platt 2300



L2447/L2497 Ruabon

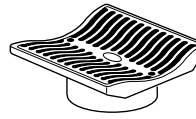


L2498 Ceramic



L2449/L2499

Langley Buchtal 4420/54420



Spec. Code	Pipework System	Nom. Dia.	Overall Width mm	Overall Length mm	Overall Height mm	Throat Dia. inches	Free Area cm ²	Load Rating Class	kg
L2442	Plastic	82	115	115	58	3	32	L15	1.5
L2492	Cast Iron BS416	75	115	115	58	3	32	L15	1.5
L2493	C.I. + P*	100	150	240	80	4	120	L15	3.6
L2444	Plastic	82	150	150	70	3	90	L15	1.9
L2494	Cast Iron BS416	75	150	150	70	3	90	L15	1.9
L2496	C.I. + P*	100	150	150	75	4	90	L15	2.0
L2447	Plastic	82	150	150	73	3	92	L15	2.0
L2497	Cast Iron BS416	75	150	150	73	3	92	L15	2.0
L2498	C.I. + P*	100	150	150	71	4	81	L15	2.3
L2449	Plastic	82	150	150	70	3	90	L15	2.0
L2499	Cast Iron BS416	75	150	150	70	3	90	L15	2.0

Gratings have a spigot length of 25mm min.

* C.I. + P means Cast Iron BS416/DIN 19522 and plastic.

OPTIONS

Suffix

H Fitted with allen screws for security applications

P Polished

PB Made of polished bronze (available for most versions)

T With removable push-in bottle trap (50mm seal depth).

For use with gratings with 4" throat.

Note: Connecting pipe must be vertical for distance of at least 100mm below the grating.

Versions for use with sheet floor covering are shown on page 6G nb 3.

Direct Connection Gratings

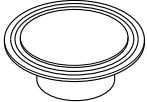
Stainless Steel - Grade 304 - satin finish

For use in high specification applications including food preparation, prison cells, showers and areas where high corrosion resistance is a requirement. (K23 Series have sherardized cast iron frame)

CONNECTIONS

To complete the connection a coupling is required, as illustrated on page 6.
Gratings can be connected to 100mm Supersleve clay pipe using adaptor T1103 shown in Section 10.
For connection to other pipework systems, couplings are generally available from the pipework supplier.

K1897 With peripheral slot, for use with sheet floor covering, such as vinyl



K2196 Circular grating



K2397 For use with sheet floor covering, such as vinyl



K2497 For use with trowel applied composition flooring. 6mm flange depth



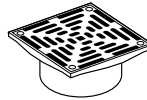
K2891 Flanged with peripheral slot. Self securing



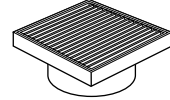
K29 Series Security area drainage




L2196 Square grating



L29 Series Streamline heel-proof reverse wedge profile grating is secured with allen screws



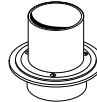
L31 Series Square perforated grating



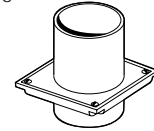
L5397 Hinged cover with a circular non-secured grating inside



K3497 Condensate funnel with vermin guard, for use with sheet floor covering, such as vinyl



L2791 Condensate funnel with vermin guard



Spec. Code	Pipework System	Nom. Dia.	Overall Dia./Width mm	Overall Length mm	Overall Height mm	Throat Dia. inches	Free Area cm ²	Load Rating Class	kg
K1897	C.I. + P*	100	176 Dia.	•	60	4	26	K3	2.0
K2196	C.I. + P*	100	152	•	53	4	58	L15	1.0
K2397	C.I. + P*	100	176	•	60	4	48	L15	2.0
K2497	C.I. + P*	100	152	•	53	4	58	L15	2.5
K2891	C.I. + P*	100	140	•	50	4	13	L15	1.4
K2941	Plastic	110	114	•	50	4	30 plug out 2 plug in	L15	1.4
K2991	Cast Iron BS416	100	114	•	50	4	30 plug out 2 plug in	L15	1.4
L2196	C.I. + P*	100	150	150	57	4	82	L15	1.4
L2991	C.I. + P*	100	150	150	72	4	105	K3	1.6
L2992	C.I. + P*	100	200	200	77	4	216	K3	2.5
L3191	C.I. + P*	100	150	150	72	4	43	K3	1.6
L3192	C.I. + P*	100	200	200	77	4	85	K3	2.5
L5397	C.I. + P*	100	150	150	55	4	44	L15	2.5

Spec. Code	Pipework System	Overall Size at FFL mm	Overall Size above FFL mm	Depth below FFL mm	Throat Dia. Inches	Free Area cm ²	kg
K3497	C.I. + P*	100	176 Dia.	101 Dia. x 101H	60	4	35
L2791	C.I. + P*	100	150 Sq	114 Dia. x 100H	57	4	46

Gratings have a spigot length of 25mm min.

* C.I. + P means Cast Iron BS416/DIN 19522 and plastic.

OPTIONS

Suffix

- H** Fitted with allen screw(s) for security applications
- P** Polished (L2791 is polished as standard)
- T** With removable push-in bottle trap (50mm seal depth).
Note: Connecting pipe must be vertical for distance of at least 100mm below the grating.



Tel: +44(0)1787 475151

Fax: +44(0)1787 475579

E-mail: tech@wadedrainage.co.uk

Web: www.wadedrainage.co.uk

September 2005

6G

SS

Direct Connection Access Covers

Ductile Iron - BS EN 1563 + 1564 - sherardized, matt finish (with cast iron frame)
 For use in UNFINISHED floors such as in service and parking areas and plant rooms; also for restoration or refurbishment projects where there is a requirement to match period architecture.


CONNECTIONS

To complete the connection a coupling is required, as illustrated on page 6.
 Covers can be connected to 100mm Superseve clay pipe using adaptor T1103 shown in Section 10.
 For connection to other pipework systems, couplings are generally available from the pipework supplier.

K5891 'SuperSeal' (double sealed)



L5791 'SuperSeal' (double sealed)



Spec. Code	Pipework		Overall Dia./Width mm	Overall Length mm	Overall Height mm	Throat Dia. Inches	Load Rating Class	kg
	System	Nom.Dia.						
K5891	C.I. + P*	100	176	•	60	4	M125	2.7
L5791	C.I. + P*	100	150	150	57	4	L15	3.6

Covers have a spigot length of 25mm min.

* C.I. + P means Cast Iron BS416/DIN 19522 and plastic.

OPTIONS

Suffix

H Fitted with allen screw for security applications.

Direct Connection Access Covers

Nickel Bronze - BS1400 - satin finish
Durable, superbly finished and particularly suited to areas with high volume of pedestrian traffic.

CONNECTIONS

To complete the connection a coupling is required, as illustrated on page 6.
Covers with 4" throat can be connected to 100mm Supersleve clay pipe using adaptor T1103 shown in Section 10.
Covers with 3" throat can be connected to 75mm DIN 19522 Ensign cast iron pipe using adaptor T1603 shown in Section 10.
For connection to other pipework systems, couplings are generally available from the pipework supplier.

K52 Series Gasketed



K5391 Gasketed - for use with trowel applied composition flooring. 4mm flange depth



K5491 Plug with 'O' ring seal for use in plunge & foot baths



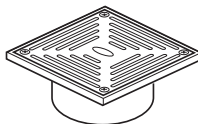
K5591 'SuperSeal' (double sealed)



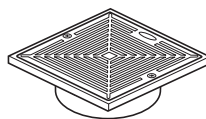
K5791 'SuperSeal' (double sealed). Recessed (19mm depth) for flooring material



L5191 Gasketed



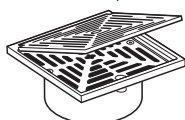
L5193 Gasketed



L5291 Hinged cover in square frame (unsealed)



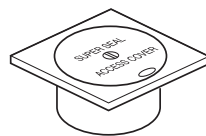
L53/L54 Series Hinged cover with grating inside. L5392/L5492 versions have no pattern on cover; L54 versions have sealed cover, (L53 unsealed)



L5591 'SuperSeal' (double sealed)



L5691 'SuperSeal' (double sealed)



Spec. Code	Pipework		Overall Dia./Width mm	Overall Length mm	Overall Height mm	Throat Dia. Inches	Load Rating Class	kg
	System	Nom. Dia.						
K5241	Plastic	75	135	?	55	3	L15	1.2
K5291	Cast Iron BS416	75	135	?	55	3	L15	1.2
K5292	C.I. + P*	100	135	?	48	4	L15	1.3
K5293	C.I. + P*	100	150	?	48	4	L15	2.0
K5391	C.I. + P*	100	152	?	53	4	L15	2.1
K5491	C.I. + P*	100	155	?	54	4	L15	2.2
K5591	C.I. + P*	100	152	?	53	4	L15	1.8
K5791	C.I. + P*	100	152	?	65	4	L15	2.4
L5191	C.I. + P*	100	135	135	42	4	L15	1.5
L5193	C.I. + P*	100	160	160	60	4	L15	2.7
L5291**	C.I. + P*	100	150	150	48	4	L15	1.5
L5391**	C.I. + P*	100	150	150	55	4	L15	2.5
L5392**	C.I. + P*	100	150	150	55	4	L15	2.5

Covers have a spigot length of 25mm min.

* C.I. + P means Cast Iron BS416/DIN 19522 and plastic.

** Unsealed versions.

Versions for use with sheet floor covering are shown on page 6V nb 2.

Spec. Code	Pipework		Overall Dia./Width mm	Overall Length mm	Overall Height mm	Throat Dia. Inches	Load Rating Class	kg
	System	Nom. Dia.						
L5491	C.I. + P*	100	150	150	55	4	L15	2.5
L5492	C.I. + P*	100	150	150	55	4	L15	2.5
L5591	C.I. + P*	100	150	150	57	4	L15	2.5
L5691	C.I. + P*	100	150	150	48	4	L15	1.7

OPTIONS

Suffix

- H** Fitted with allen screw(s) for security applications
- I** Tapped to provide a direct connection for waste pipes - specify size BSP 1 1/4", 1 1/2", or 2" (applies to K52 Series, K5391 and L51 Series; L5193 may also be tapped 3" or 4" BSP)
- P** Polished
- PB** Made of polished bronze (available for most versions)
- T** With removable push-in bottle trap (50mm seal depth). (applies to K52 Series with 4" throat, K5391, L5191, L5193, L5291, L5391 and L5491)

Note: Connecting pipe must be vertical for distance of at least 100mm below the access cover.



Direct Connection Access Covers

For use with Sheet Floor Covering

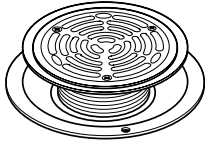
Nickel Bronze - BS1400 - satin finish

Durable, superbly finished and particularly suited to areas with high volume of pedestrian traffic (with sherardized cast iron frame)

CONNECTIONS

To complete the connection a coupling is required, as illustrated on page 6.
For connection to other pipework systems, couplings are generally available from the pipework supplier.

N2 Series Gasketed - for 40/50mm pipework



N3 Series Gasketed - for 75mm pipework



N4 Series Gasketed - for 100mm pipework



K5192 Gasketed - for 100mm pipework



K5691 'SuperSeal' (double sealed) - for 100mm pipework



Spec. Code	Pipework		Overall Dia. mm	Overall Height mm	Throat Dia. Inches	Load Rating Class	kg
	System	Nom.Dia.					
N212	Plastic	40	142	54	1½" BSP Female	L15	1.5
N214**	Plastic	40	142	54	1½" BSP Female	L15	2.0
N216	Plastic	50	142	54	2" BSP Female	L15	1.4
N218**	Plastic	50	142	54	2" BSP Female	L15	2.0
N302	Cast Iron BS416	75	142	54	3"	L15	1.3
N304	Plastic	82	142	54	3"	L15	1.2
N306	Plastic DIN	75	142	54	3"	L15	1.4
N404	Cast Iron BS437	100	146	79	4"	L15	2.2
N409	Clay Supersleve	100	146	79	4"	L15	2.2
K5192	C.I. + P*	100	176	60	4"	L15	2.5
K5691	C.I. + P*	100	176	60	4"	L15	2.3

Covers have a spigot length of 25mm min.

* C.I. + P means Cast Iron BS416/DIN 19522 and plastic.

** Versions with cast iron backnut for use in timber floors.

OPTIONS

Suffix

- H** Fitted with allen screw(s) for security applications
- I** Tapped to provide a direct connection for waste pipes - specify size BSP 1¼", 1½", or 2" (applies to N2, N3 and N4 Series and K5192)
- P** Polished
- PB** Made of polished bronze (available for most versions) With removable push-in bottle trap (50mm seal depth).
- T** For use with K5192 only.
Note: Connecting pipe must be vertical for distance of at least 100mm below the access cover.

Direct Connection Access Covers

Stainless Steel - Grade 304 - satin finish

For use in high specification applications including food preparation, prison cells, showers and areas where high corrosion resistance is a requirement.

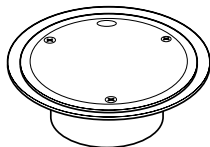
(K51 and K56 Series have sherardized cast iron frame)

CONNECTIONS

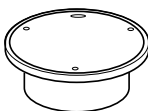
To complete the connection a coupling is required, as illustrated on page 6. Covers can be connected to 100mm Superseve clay pipe using adaptor T1103 shown in Section 10.

For connection to other pipework systems, couplings are generally available from the pipework supplier.

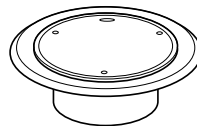
K5197 For use with sheet floor covering, such as vinyl (unsealed)



K5296 Gasketed



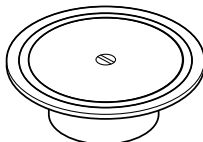
K5397 Gasketed - for use with trowel applied composition flooring. 6mm flange depth



K5597 'SuperSeal' (double sealed)



K5697 'SuperSeal' (double sealed) - for use with sheet floor covering, such as vinyl



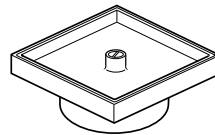
L5397 Hinged cover with a circular non-secured grating inside (unsealed)



L5597 'SuperSeal' (double sealed)



L5897 'SuperSeal' (double sealed). Recessed for flooring material (22mm recess depth)



OPTIONS

Suffix

- H** Fitted with allen screw(s) for security applications
- I** Tapped to provide a direct connection for waste pipes - specify size BSP 1 1/4", 1 1/2", or 2" (applies to K5296 and K5197)
- P** Polished
- T** With removable push-in bottle trap (50mm seal depth). (applies to K5197, K5296 and K5397 only)
Note: Connecting pipe must be vertical for distance of at least 100mm below the access cover.

Spec. Code	Pipework System	Overall Dia./Width mm	Overall Length mm	Overall Height mm	Throat Dia. Inches	Load Rating Class	kg	
K5197	C.I. + P*	100	176	• 60	4	L15	1.9	
K5296	C.I. + P*	100	152	• 53	4	L15	1.2	
K5397	C.I. + P*	100	152	• 53	4	L15	1.8	
K5597	C.I. + P*	100	152	• 53	4	L15	1.4	
K5697	C.I. + P*	100	176	• 60	4	L15	2.4	
L5397	C.I. + P*	100	150	150	55	4	L15	2.5
L5597	C.I. + P*	100	150	150	57	4	L15	1.9
L5897	C.I. + P*	100	150	150	75	4	L15	2.0

Covers have a spigot length of 25mm min.

* C.I. + P means Cast Iron BS416/DIN 19522 and plastic.